

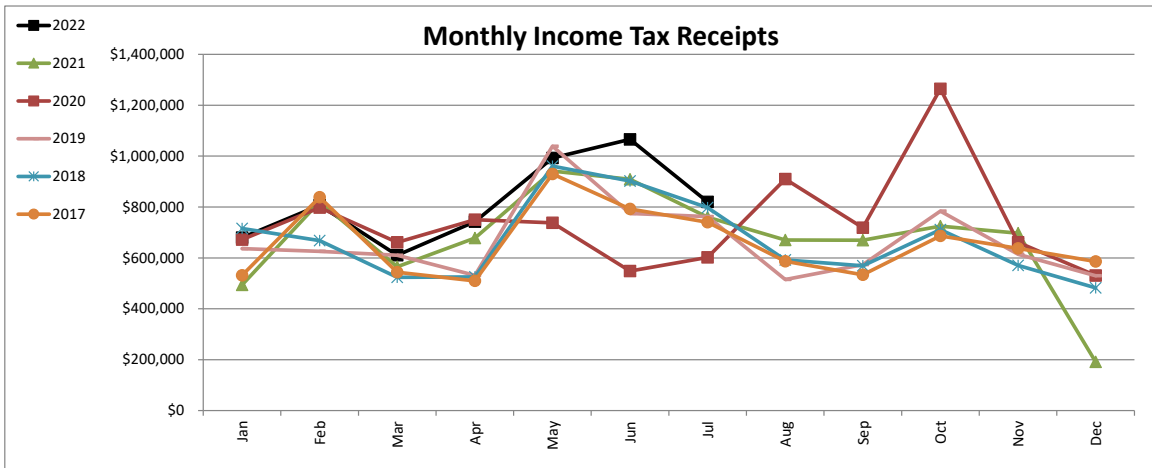
**City of North Canton**  
**Monthly Finance Report**  
**July 31, 2022**

<b>Elected Official</b>	<b>Elected Office</b>	<b>COMMITTEE</b>
Stephan B. Wilder	Mayor	
Matthew Stroia	Council President; Council Member - At-Large	Street and Alley Finance and Property
Stephanie Werren	Council Vice President; Council Member -Ward 3	Finance and Property Parks and Recreation
Jamie McCleaster	Council Member -Ward 1	Water, Sewer and Rubbish Community and Economic Development
David Metheny	Council Member -Ward 2	Personnel and Safety Street and Alley
John Orr	Council Member - Ward 4	Ordinance and Rules Personnel and Safety
Daryl Revoldt	Council Member - At-Large	Community and Economic Development Ordinance and Rules
Christina Weyrick	Council Member - At-Large	Parks and Recreation Water, Sewer and Rubbish

**Administration**

Patrick De Orio, Director of Administration	Catherine Farina, Deputy Director of Administration
Jina E. Alaback, Director of Finance	Jim Bertovich, Deputy Director of Finance
Robert Graham, City Engineer	Marty VanGundy IV, Chief Building Official
Benjamin Young, Clerk of Council/Director of Legislative Services	Kevin Coblenz, Deputy Clerk of Council
John Bacon, Chief of Fire/EMS	Drew Cramer, Fire Battalion Chief
Frank Kemp Jr., Chief of Police	
Brian Hill, Superintendent of Parks & Water Distribution	Steven Schenck, Operations Manager Parks & Bldg Maint.
Mark Leichtamer, Superintendent of Water Plant	Todd Reed, Operations Manager Electrical Maintenance
Matthew Morrow, Superintendent of Streets and Sewer	Jamie Martin, Operations Manager Water Distribution

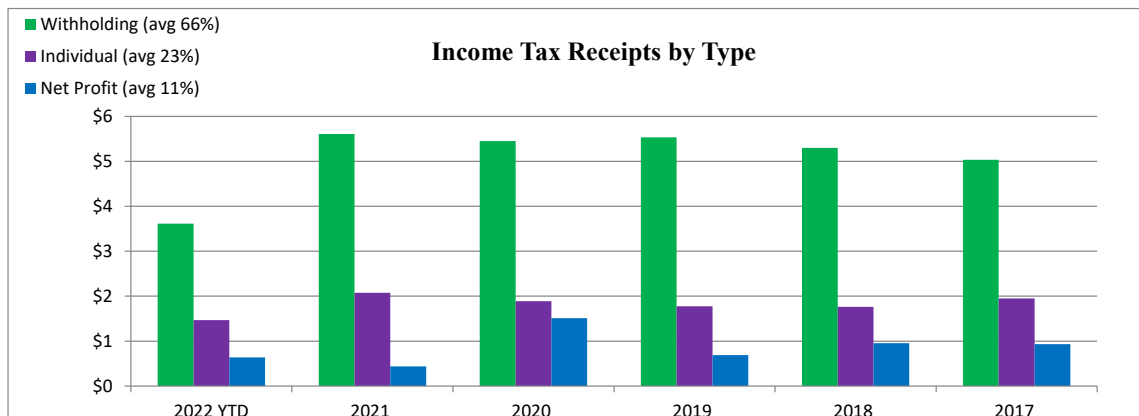
## City of North Canton Income Taxes 7/31/2022



### MONTHLY INCOME TAX RECEIPTS

COVID delayed filing deadlines in 2021 to May 17, and in 2020 to July 15

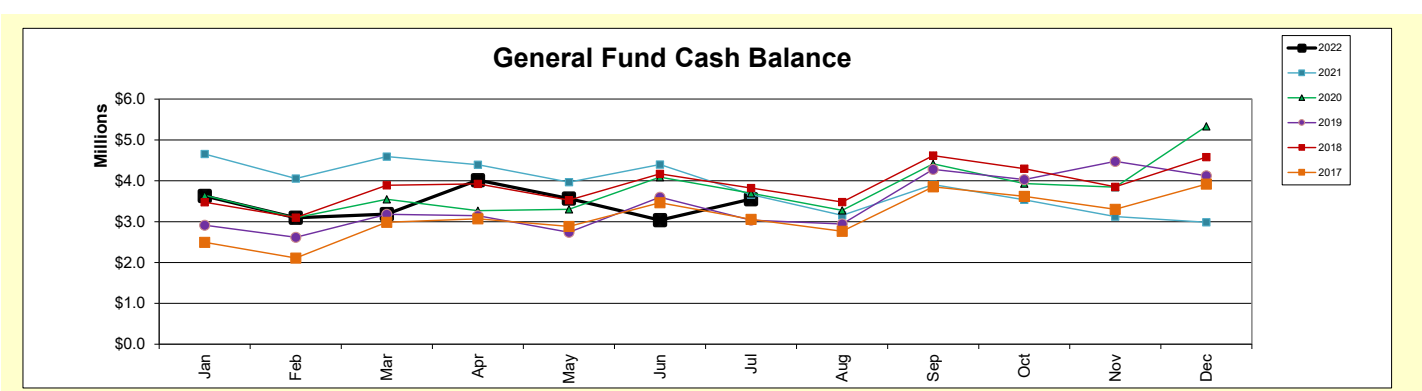
MONTHLY RECEIPTS	2022	2021	2020	2019	2018	2017
Jan	\$ 679,168	\$ 493,796	\$ 671,654	\$ 636,399	\$ 715,518	\$ 531,258
Feb	\$ 806,615	\$ 820,663	\$ 797,613	\$ 626,122	\$ 668,305	\$ 838,525
Mar	\$ 610,508	\$ 565,141	\$ 661,222	\$ 610,750	\$ 523,707	\$ 543,567
Apr	\$ 742,220	\$ 678,121	\$ 750,022	\$ 531,283	\$ 525,512	\$ 509,619
May	\$ 992,607	\$ 941,281	\$ 738,056	\$ 1,038,959	\$ 960,748	\$ 929,857
Jun	\$ 1,065,911	\$ 909,124	\$ 548,412	\$ 774,709	\$ 902,172	\$ 792,405
Jul	\$ 819,884	\$ 760,167	\$ 602,158	\$ 762,472	\$ 797,548	\$ 740,332
Aug		\$ 670,416	\$ 909,766	\$ 514,930	\$ 592,066	\$ 586,883
Sep		\$ 669,717	\$ 718,990	\$ 573,922	\$ 569,328	\$ 533,379
Oct		\$ 724,645	\$ 1,264,479	\$ 783,669	\$ 710,770	\$ 686,230
Nov		\$ 697,282	\$ 660,983	\$ 614,458	\$ 570,753	\$ 636,957
Dec		\$ 191,362	\$ 530,840	\$ 530,211	\$ 482,323	\$ 586,107
<b>ANNUAL GROSS</b>	\$ 5,716,915	\$ 8,121,715	\$ 8,854,196	\$ 7,997,885	\$ 8,018,750	\$ 7,915,117
<b>ANNUAL % CHANGE</b>		-8.3%	10.7%	-0.3%	1.3%	
<b>YTD thru current month</b>	\$ 5,716,915	\$ 5,168,293	\$ 4,769,138	\$ 4,980,694	\$ 5,093,509	\$ 4,885,563
<b>YTD % change thru current month</b>	10.6%	8.4%	-4.2%	-2.2%	4.3%	
		\$ 8,565,715	\$ 8,799,196	\$ 7,618,885		
		NP 2019-20-21 \$474.6k refund pd 12/21 =true net tax revenue				



ANNUAL INCOME TAX RECEIPTS							
Annual	%	2022 YTD	2021	2020	2019	2018	2017
Withholding (avg 66%)	63%	\$ 3,614,185	\$ 5,606,289	\$ 5,453,833	\$ 5,533,723	\$ 5,299,170	\$ 5,033,628
Individual (avg 23%)	26%	\$ 1,465,995	\$ 2,077,404	\$ 1,890,805	\$ 1,776,032	\$ 1,763,273	\$ 1,949,954
Net Profit (avg 11%)	11%	\$ 636,735	\$ 438,021	\$ 1,509,558	\$ 688,131	\$ 956,307	\$ 931,535
<b>TOTAL Receipts</b>		\$ 5,716,915	\$ 8,121,715	\$ 8,854,196	\$ 7,997,886	\$ 8,018,750	\$ 7,915,117

**City of North Canton**  
**CASH ACTIVITY AND BALANCES**  
**July 31, 2022**

Fund & Description	Cash	Revenues	Expenditures	Cash	Outstanding	Unencumbered	PRIOR YEAR	YTD %
	Balance 1/1/2022	Year-to-Date	Year-to-Date	Balance 7/31/2022	Encumbrances	Fund Balance 7/31/2022	Cash Balance 7/31/2021	Increase/ (Decrease)
101 General Fund	2,985,883.58	12,216,471.60	11,649,950.27	3,552,404.91	2,219,509.93	1,332,894.98	3,665,068.06	-3.07%
<b>Special Revenue Funds</b>								
203 INCOME TAX FUND	4,755,755.32	5,716,914.61	6,712,927.30	3,759,742.63	13,171.94	3,746,570.69	5,702,175.77	-34.06%
204 FIRE LEVY/OPERATING FUND	291,893.59	554,985.07	487,358.58	359,520.08	128,838.60	230,681.48	\$191,400.18	87.84%
205 EMS LEVY/OPERATING FUND	555,836.12	1,438,917.86	1,269,736.32	725,017.66	543,462.01	181,555.65	393,966.07	84.03%
206 COMPUTER TRUST FUND	19,539.31	-	3,083.84	16,455.47	-	16,455.47	19,539.31	-15.78%
207 ENFORCEMENT & EDUCATION FUND	32,766.74	1,495.00	-	34,261.74	2,700.00	31,561.74	31,886.74	7.45%
208 STREET CONST M & R FUND	1,411,773.28	949,840.49	630,289.75	1,731,324.02	725,165.91	1,006,158.11	1,271,041.46	36.21%
209 STORM SEWER LEVY FUND	702,453.32	218,150.34	102,103.43	818,500.23	197,612.67	620,887.56	571,092.38	43.32%
210 STREET IMPROVEMENTS/LEVY FUND	352,004.87	206,150.34	354,550.25	203,604.96	27,073.39	176,531.57	223,547.50	-8.92%
211 MUNICIPAL ROAD FUND	165,431.55	168,890.93	600.00	333,722.48	3,466.60	330,255.88	369,331.55	-9.64%
212 GENERAL TRUST FUND	72,614.83	7,686.50	18,984.49	61,316.84	54,954.67	6,362.17	81,594.44	-24.85%
213 LAW ENFORCEMENT TRUST	64,454.95	-	-	64,454.95	47,334.00	17,120.95	74,561.99	-13.56%
214 COMPENSATED ABSENCES FUND	1,169,061.37	-	-	1,169,061.37	-	1,169,061.37	1,309,553.15	-10.73%
215 LAW ENF CONT PROF EDUC FUND	9,535.00	10,206.36	10,206.36	9,535.00	5,500.00	4,035.00	9,535.00	0.00%
216 COMMUNITY DISASTER RELIEF FUND	1,374.67	-	-	1,374.67	-	1,374.67	1,374.67	0.00%
217 ONEOHIO OPIOID SETTLEMENT FUND	0.00	4,536.24	-	4,536.24	-	4,536.24	-	100.00%
219 CORONAVIRUS RELIEF FUND	899,602.10	906,784.93	635,369.64	1,171,017.39	13,830.36	1,157,187.03	899,602.10	30.17%
<b>Capital Projects Funds</b>								
330 CAPITAL IMPROVEMENTS FUND	1,565,189.34	4,075,000.00	629,686.06	5,010,503.28	3,963,918.94	1,046,584.34	1,623,804.75	208.57%
331 PARKS DEVELOPMENT FUND	1,090,730.28	711,113.98	1,455,185.03	346,659.23	287,053.40	59,605.83	101,407.31	241.85%
332 ISSUE 2 IMPROVEMENT FUND	1,800.00	-	-	1,800.00	-	1,800.00	150,345.81	-98.80%
334 INDOOR FIREARMS TRAINING FUND	224,000.00	-	-	224,000.00	-	224,000.00	224,000.00	0.00%
336 DOGWOOD POOL CAPITAL IMPROVEMENTS FUND	52,467.20	-	-	52,467.20	-	52,467.20	-	100.00%
<b>Enterprise Funds</b>								
650 WATER REVENUE FUND	4,118,982.52	3,841,653.18	4,010,764.95	3,949,870.75	2,009,487.94	1,940,382.81	3,958,434.54	-0.22%
651 WATER EXP, REPLACE & IMP FUND	2,304,280.62	1,006,725.00	405,654.50	2,905,351.12	1,065,291.49	1,840,059.63	1,797,780.32	61.61%
652 SEWER REVENUE FUND	2,412,918.60	2,145,329.48	2,140,061.56	2,418,186.52	1,722,035.48	696,151.04	2,281,910.09	5.97%
654 GARBAGE SERVICE FUND	597,081.48	734,190.05	680,052.17	651,219.36	516,795.02	134,424.34	595,136.81	9.42%
<b>Fiduciary Funds</b>								
761 INSURANCE FUND	1,287,454.17	1,037,549.92	1,064,012.52	1,260,991.57	815,309.61	445,681.96	1,250,428.69	0.84%
871 PERMIT FEE FUND	3,407.12	4,509.49	4,516.48	3,400.13	-	3,400.13	3,812.88	-10.83%
873 REQUIRED DEPOSITS FUND	141,663.91	(3,391.25)	-	138,272.66	-	138,272.66	159,150.04	-13.12%
874 UNCLAIMED MONIES FUND	7,781.79	8,629.76	-	16,411.55	-	16,411.55	4,989.94	228.89%
875 NORTHRIDGE DEVELOPER PMTS FUND	0.00	21,490.38	21,490.38	-	-	-	-	0.00%
<b>Total</b>	<b>27,297,737.63</b>	<b>35,983,830.26</b>	<b>32,286,583.88</b>	<b>30,994,984.01</b>	<b>14,362,511.96</b>	<b>16,632,472.05</b>	<b>26,966,471.55</b>	<b>14.94%</b>



**City of North Canton**  
**FY22 BUDGET, by Fund**

\*CAN'T BE NEG

Fund & Description	1/1/2022 Beginning Cash Balance	12/31/2021 Carryover Encumbrances	1/1/2022 ACTUAL Unenc Balance	2022 REVENUE BUDGET	2022 APPROPRIATIONS BUDGET	Estimated Dec 31, 2021 Fund Balance
101 GENERAL FUND	2,985,883.58	161,153.58	2,824,730.00	20,156,800.00	21,602,250.00	1,379,280.00
<b>Special Revenue Funds</b>						
203 INCOME TAX FUND	4,755,755.32	450.00	4,755,305.32	8,344,000.00	9,055,300.00	4,044,005.32
204 FIRE LEVY FUND	291,893.59	15,251.99	276,641.60	1,072,800.00	1,097,100.00	252,341.60
205 EMS LEVY FUND	555,836.12	31,487.95	524,348.17	2,402,650.00	2,440,800.00	486,198.17
206 MAYOR'S COURT COMPUTER FUND	19,539.31	0.00	19,539.31	-	4,000.00	15,539.31
207 LAW ENFORCEMENT EDUCATION FUND	32,766.74	0.00	32,766.74	3,000.00	4,000.00	31,766.74
208 STREET MAINTENANCE & REPAIR FUND	1,411,773.28	203,925.00	1,207,848.28	1,402,000.00	1,533,025.00	1,076,823.28
209 STORM SEWER IMPROVEMENTS LEVY FUND	702,453.32	8,860.14	693,593.18	447,700.00	430,500.00	710,793.18
210 STREET IMPROVEMENTS LEVY FUND	352,004.87	40,607.30	311,397.57	435,700.00	438,300.00	308,797.57
211 MUNICIPAL ROAD FUND	165,431.55	4,066.60	161,364.95	168,900.00	125,000.00	205,264.95
212 GENERAL TRUST FUND	72,614.83	72,450.83	164.00	18,500.00	18,500.00	164.00
213 LAW ENFORCEMENT TRUST FUND	64,454.95	47,334.00	17,120.95	1,000.00	5,000.00	13,120.95
214 COMPENSATED ABSENCES FUND	1,169,061.37	0.00	1,169,061.37	-	75,000.00	1,094,061.37
215 LAW ENFORCEMENT EDUCATION FUND	9,535.00	0.00	9,535.00	10,225.00	15,725.00	4,035.00
216 COMMUNITY DISASTER RELIEF	1,374.67	0.00	1,374.67	-	0.00	1,374.67
219 COVID-19 RELIEF FUND	899,602.10	0.00	899,602.10	903,200.00	1,802,800.00	2.10
<b>Capital Projects Funds</b>						
330 CAPITAL IMPROVEMENTS FUND	1,565,189.34	730,750.81	834,438.53	4,600,000.00	4,563,500.00	870,938.53
331 PARKS DEVELOPMENT FUND	1,090,730.28	1,083,735.45	6,994.83	1,531,800.00	1,531,800.00	6,994.83
332 ISSUE II/OPWC IMPROVEMENT FUND	1,800.00	-	1,800.00	2,818,000.00	2,818,000.00	1,800.00
334 INDOOR FIREARMS TRAINING FUND	224,000.00	0.00	224,000.00	-	0.00	224,000.00
336 DOGWOOD POOL CAPITAL IMPROVEMENTS FUND	52,467.20	0.00	52,467.20	-	0.00	52,467.20
<b>Enterprise Funds</b>						
650 WATER REVENUE FUND	4,118,982.52	433,513.61	3,685,468.91	7,450,000.00	7,532,675.00	3,602,793.91
651 WATER CAPITAL IMPROVEMENTS FUND	2,304,280.62	669,016.41	1,635,264.21	1,342,300.00	1,342,300.00	1,635,264.21
652 SEWER REVENUE FUND	2,412,918.60	29,098.10	2,383,820.50	4,265,600.00	4,850,750.00	1,798,670.50
654 GARBAGE SERVICE FUND	597,081.48	600.00	596,481.48	1,200,000.00	1,236,100.00	560,381.48
<b>Fiduciary Funds</b>						
761 INSURANCE FUND	1,287,454.17	0.00	1,287,454.17	1,900,000.00	1,900,000.00	1,287,454.17
871 PERMIT FEE FUND	3,407.12	0.00	3,407.12	5,000.00	5,000.00	3,407.12
873 REQUIRED DEPOSITS FUND	141,663.91	0.00	141,663.91	26,000.00	0.00	167,663.91
874 UNCLAIMED MONIES FUND	7,781.79	0.00	7,781.79	9,900.00	600.00	17,081.79
875 NORTHRIDGE DEVELOPER PAYMENTS	0.00	0.00	0.00	21,500.00	21,500.00	0.00
<b>Total</b>	<b>27,297,737.63</b>	<b>\$ 3,532,301.77</b>	<b>23,765,435.86</b>	<b>60,536,575.00</b>	<b>64,449,525.00</b>	<b>19,852,485.86</b>
	0.00	0.00	0.00	0.00	0.00	

Approp+PrYrEnc

I, Jina E. Alaback, Finance Director of the City of North Canton, Stark County, Ohio, do hereby certify the above to be true and accurate as taken from the statements and accounts of the above named fund(s).



Ohio Revised Code Section 5705.36

**Bank Reconciliation**  
**FOR THE MONTH ENDING 7/31/2022**

				\$	5,862,918.00
Huntington National Bank -General Account				\$	(641,700.71)
O/S checks/EFTs -General				\$	-
Deposit in Transit				\$	(18,033.83)
O/S checks/EFTs -Payroll				\$	(5,513.81)
OPERS WH 07/22				\$	(10,326.17)
OF WH 007/22				\$	
OP WH 07/22				\$	
<b>TOTAL DEPOSITORY BANK BALANCES</b>				\$	5,187,343.48
STAROhio (2.09%)	21.37%			\$	5,515,072.84
Huntington National Bank Money Market (.38	9.70%			\$	2,503,477.95
UBS Investment Portfolio:					
Money Market	0.09%			\$	22,771.71
CDs	36.28%			\$	9,361,953.37
Federal Securities	32.56%			\$	8,403,164.66
<b>TOTAL INVESTMENTS</b>	<b>% Invested</b>	<b>83%</b>		\$	25,806,440.53
<b>KIOSKS DRAWER CHANGE</b>				\$	1,200.00
<b>Adjustments:</b>					
<i>Total Adjustments</i>				\$	-
<b>ADJUSTED BANK BALANCE</b>				\$	<b>30,994,984.01</b>
<b>FUND BALANCE</b>				\$	30,994,984.01
<b>Adjustments:</b>					
<b>ADJUSTED FUND BALANCE</b>				\$	<b>30,994,984.01</b>
<b>UNADJUSTED DIFFERENCE</b>				\$	<b>(0.00)</b>

Approved  Date 8/1/2022